

Name \_\_\_\_\_

**Example 1 from p. 90 of Bodson text**

$$G(s) = \frac{1}{s \cdot (s + 2)}$$

$$p_1 := 0 \quad p_2 := -2$$

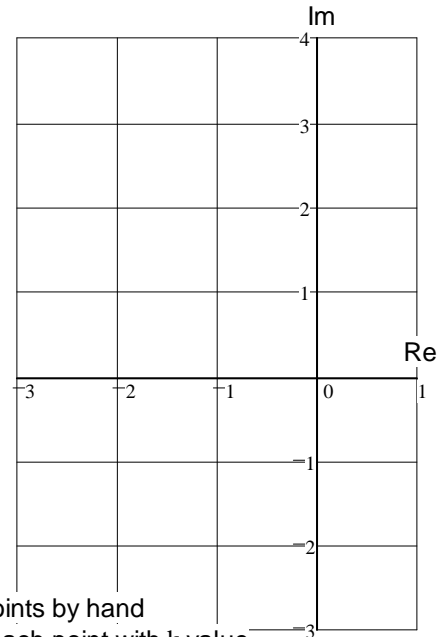
$$H(s) = \frac{k \cdot \frac{1}{s \cdot (s + 2)} \cdot \frac{s \cdot (s + 2)}{1 + k \cdot \frac{1}{s \cdot (s + 2)}}$$

$$\text{denominator: } s \cdot (s + 2) + k = s^2 + 2 \cdot s + k = 0$$

$$s_1(k) := \frac{-2 - \sqrt{2^2 - 4 \cdot k}}{2}$$

$$s_2(k) := \frac{-2 + \sqrt{2^2 - 4 \cdot k}}{2}$$

k := 0	$s_1(k) =$ _____	$s_2(k) =$ _____
k := 0.1	$s_1(k) = -1.949$	$s_2(k) = -0.051$
k := 0.2	$s_1(k) =$ _____	$s_2(k) =$ _____
k := 0.5	$s_1(k) = -1.707$	$s_2(k) = -0.293$
k := 0.8	$s_1(k) = -1.447$	$s_2(k) = -0.553$
k := 1	$s_1(k) =$ _____	$s_2(k) =$ _____
k := 2	$s_1(k) = -1 - j$	$s_2(k) = -1 + j$
k := 5	$s_1(k) = -1 - 2j$	$s_2(k) = -1 + 2j$
k := 10	$s_1(k) =$ _____	$s_2(k) =$ _____
k := 100	$s_1(k) = -1 - 9.95j$	$s_2(k) = -1 + 9.95j$



Plot points by hand  
label each point with k value

**Example 2 from p. 91 of text**

$$G(s) = \frac{s + 1}{s \cdot (s + 2)}$$

$$z_1 := -1 \quad p_1 := 0 \quad p_2 := -2$$

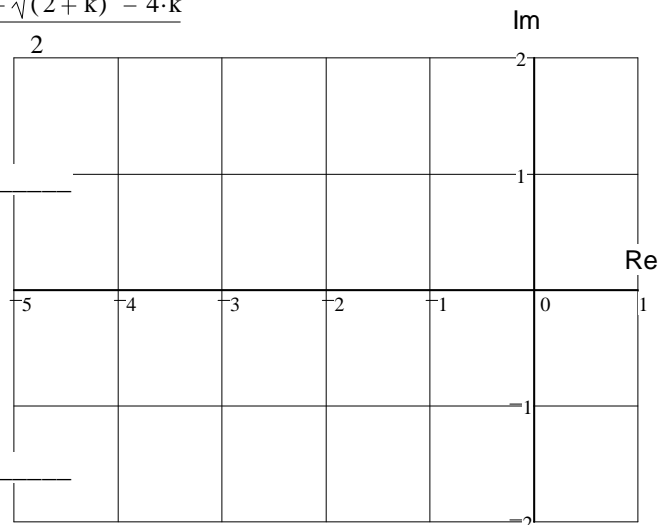
$$H(s) = \frac{k \cdot \frac{s + 1}{s \cdot (s + 2)} \cdot \frac{s \cdot (s + 2)}{1 + k \cdot \frac{s + 1}{s \cdot (s + 2)}}$$

$$\text{denominator: } = \quad = 0$$

$$s_1(k) := \frac{-(2+k) - \sqrt{(2+k)^2 - 4 \cdot k}}{2}$$

$$s_2(k) := \frac{-(2+k) + \sqrt{(2+k)^2 - 4 \cdot k}}{2}$$

k := 0	$s_1(k) = -2$	$s_2(k) = 0$
k := 0.1	$s_1(k) = -2.051$	$s_2(k) = -0.049$
k := 0.2	$s_1(k) =$ _____	$s_2(k) =$ _____
k := 0.5	$s_1(k) = -2.281$	$s_2(k) = -0.219$
k := 0.8	$s_1(k) = -2.477$	$s_2(k) = -0.323$
k := 1	$s_1(k) = -2.618$	$s_2(k) = -0.382$
k := 2	$s_1(k) = -3.414$	$s_2(k) = -0.586$
k := 5	$s_1(k) = -6.193$	$s_2(k) = -0.807$
k := 10	$s_1(k) =$ _____	$s_2(k) =$ _____
k := 100	$s_1(k) = -101.01$	$s_2(k) = -0.99$



Plot points by hand

ECE 3510 Homework RL1 p.2

Example 3 from p92 of text

$$G(s) = \frac{s+2}{s \cdot (s+1)} \quad \begin{array}{l} z_1 := -2 \\ p_1 := 0 \quad p_2 := -1 \end{array}$$

$$H(s) = \frac{k \cdot (s+2)}{s \cdot (s+1) + k \cdot (s+2)}$$

$$\begin{aligned} \text{denominator: } s \cdot (s+1) + k \cdot (s+2) &= 0 \\ s^2 + s + k \cdot s + 2 \cdot k &= 0 \\ s^2 + (1+k) \cdot s + 2 \cdot k &= 0 \end{aligned}$$


$$s_1(k) = \underline{\hspace{10em}}$$

$$s_2(k) = \underline{\hspace{10em}}$$

k := 0	s <sub>1</sub> (k) = _____
k := 0.1	s <sub>1</sub> (k) = -0.87
k := 0.17157	s <sub>1</sub> (k) = -0.588
k := 0.172	s <sub>1</sub> (k) = -0.586 - 0.025j
k := 0.2	s <sub>1</sub> (k) = -0.6 - 0.2j
k := 0.5	s <sub>1</sub> (k) = -0.75 - 0.661j
k := 0.8	s <sub>1</sub> (k) = -0.9 - 0.889j
k := 1	s <sub>1</sub> (k) = _____
k := 3	s <sub>1</sub> (k) = -2 - 1.414j
k := 5	s <sub>1</sub> (k) = -3 - j
k := 5.827	s <sub>1</sub> (k) = -3.414 - 0.045j
k := 7	s <sub>1</sub> (k) = -5.414
k := 10	s <sub>1</sub> (k) = -8.702
k := 100	s <sub>1</sub> (k) = -98.979

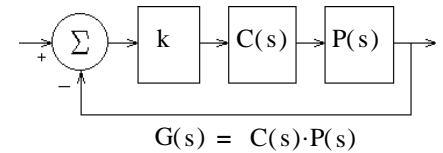
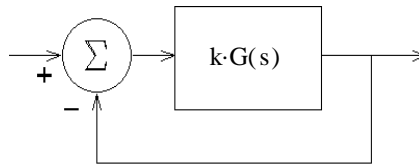
s <sub>2</sub> (k) = _____
s <sub>2</sub> (k) = -0.23
s <sub>2</sub> (k) = -0.584
s <sub>2</sub> (k) = -0.586 + 0.025j
s <sub>2</sub> (k) = -0.6 + 0.2j
s <sub>2</sub> (k) = -0.75 + 0.661j
s <sub>2</sub> (k) = -0.9 + 0.889j
s <sub>2</sub> (k) = _____
s <sub>2</sub> (k) = -2 + 1.414j
s <sub>2</sub> (k) = -3 + j
s <sub>2</sub> (k) = -3.414 + 0.045j
s <sub>2</sub> (k) = -2.586
s <sub>2</sub> (k) = -2.298
s <sub>2</sub> (k) = -2.021

Plot points by hand below

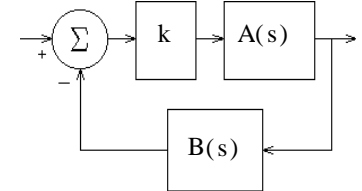


# ECE 3510 Root-Locus Plots

$$G(s) = \frac{N_G}{D_G} = \text{the Open-Loop (O-L) transfer function}$$



$$G(s) = C(s) \cdot P(s)$$



$$G(s) = A(s) \cdot B(s)$$

The poles of the C-L transfer function solve:  $1 + k \cdot G(s) = 0$

Any  $s$  that makes  $\angle G(s) = 180^\circ$  will work for some  $k$  and be a part of the Root Locus.

## The Rules ( $k \geq 0$ )

- Root-locus plots are symmetric about the real axis.
- On the real axis, spaces left of an odd number of O-L poles and zeros are always part of the locus.  
(Essentially, every other space on the real axis (counting leftward) is part of the plot.)
- Each O-L pole originates ( $k = 0$ ) one branch. ( $n$ )  
Each O-L zero terminates ( $k = \infty$ ) one branch. ( $m$ )  
All remaining branches go to  $\infty$ , one per asymptote. ( $n - m$ )

They each approach their asymptotes as they go to  $\infty$ .

$$\text{centroid} = \sigma = \frac{\sum_{\text{all}} \text{OLpoles} - \sum_{\text{all}} \text{OLzeros}}{n - m}$$

(# poles - # zeros)

- The origin of the asymptotes is the *centroid*.

- The angles of the asymptotes are:

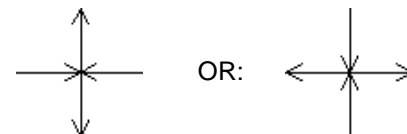
$$i \cdot \frac{180}{n - m}$$

where  $i = 1, 3, 5, 7, 9, \dots$  full circle

Or figure for half circle and mirror around the real axis.

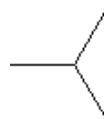
$n - m$	angles (degrees)						
2	90	270					
3	60	180	300				
4	45	135	225	315			
5	36	108	180	252	324		
6	30	90	150	210	270	330	
7	$\frac{180}{7}$	$3 \cdot \frac{180}{7}$	$5 \cdot \frac{180}{7}$	$7 \cdot \frac{180}{7}$	...		

- The angles of departure (and arrival) of the locus are almost always:

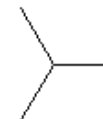


Only multiple poles result in different departure angles:  
(or zeros)

triple poles:



OR:

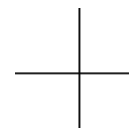


Check real-axis rule, above

Quadruple poles:



OR:



Check real-axis rule, above

Multiple zeros attract branches from these same angles

Good guesses: Draw your break-outs midway between poles, and your break-ins midway between zeroes.  
Draw circles centered approximately midway between poles and zeroes.

7. Gain at any point on the root locus:  $k = -\frac{1}{G(s)} = \frac{1}{|G(s)|} = \frac{|D(s)|}{|N(s)|}$

8. Phase angle of G(s) at any point s on the root locus:  $\arg(G(s)) = \arg(N(s)) - \arg(D(s)) = \pm 180^\circ \pm 540^\circ \dots$

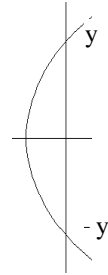
Note:  $\arg(x)$  is  $\angle(x)$  Or:  $\arg\left(\frac{1}{G(s)}\right) = \arg(D(s)) - \arg(N(s)) = \pm 180^\circ \pm 540^\circ \dots$

Or:  $\arg(-G(s)) = 0^\circ \pm 360^\circ \dots$

$$\sum_{\text{all zeroes}} (\text{angle of point } s \text{ relative to zero}) - \sum_{\text{all poles}} (\text{angle of point } s \text{ relative to pole}) = \pm 180^\circ \pm 540^\circ \dots$$

9. Gain at  $j\omega$  crossing: Use Routh-Hurwitz test.

- OR: a) Get a rough s (say y) value from your plot,  
 b) Check it (evaluate the angle of  $G(jy)$ ) and iterate using rule 9,  
 c) Find k using rule 8.



Calculator example:  $G(s) = \frac{s+7}{s \cdot (s+2) \cdot (s+4)}$

Find the gain at  $j\omega$  crossing:

Root locus:

Let's assume that the root locus crosses the  $j\omega$  axis somewhere between

5 and 10. I first try 5, evaluating  $\frac{1}{G(5j)}$  on my calculator

Note: I'm evaluating  $1/G(s)$  so I'll end up with the gain value for free)

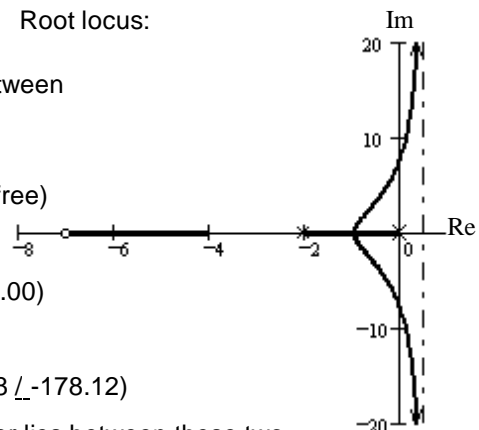
In a TI-86, I enter the following:

5.000->S:((0,S)\*(2,S)\*(4,S))/((7,S)) It returns: (20.04  $\angle$  -174.00)

Next I try:

10.00->S:((0,S)\*(2,S)\*(4,S))/((7,S)) TI returns: (89.98  $\angle$  -178.12)

The first was a positive angle, and this is negative, yep, the answer lies between these two.



The first was  $6^\circ$  under  $180^\circ$  and the second is  $2^\circ$  over, interpolate:  $5 + \frac{6}{6+2} \cdot 5 = 8.75$

Try: 8.75 8.750->S:((0,S)\*(2,S)\*(4,S))/((7,S)) TI returns: (67.43  $\angle$  -178.78)

$$8.75 - \frac{180 - 178.78}{180 - 178.12} \cdot (10 - 8.75) = 7.939$$

Try: 7.9 7.900->S:((0,S)\*(2,S)\*(4,S))/((7,S)) TI returns: (54.01  $\angle$  -179.52)

$$7.9 - \frac{.48}{1.22} \cdot (8.75 - 7.9) = 7.566$$

Try: 7.5 7.500->S:((0,S)\*(2,S)\*(4,S))/((7,S)) TI returns: (48.23  $\angle$  -179.97)

$$7.5 - \frac{.03}{.48} \cdot (7.9 - 7.5) = 7.475$$

Try: 7.475 7.475->S:((0,S)\*(2,S)\*(4,S))/((7,S)) TI returns: (47.88  $\angle$  -179.99)

The root locus crosses at  $\pm 7.475j$  and the gain is 48.  $k = 48$

## ECE 3510 Root-Locus Plots Additional Rules

10. Breakaway points from the real axis ( $\sigma_b$ ) are the solutions to:  $\frac{d}{ds}G(s) = 0$   
(and arrival)

The breakaway points are also solutions to: 
$$\sum_{\text{all}} \frac{1}{(s+p_i)} = \sum_{\text{all}} \frac{1}{(s+z_i)}$$

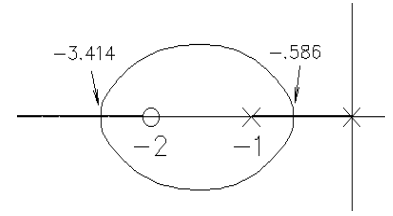
$$\text{IE: } \frac{1}{(s+p_1)} + \frac{1}{(s+p_2)} + \frac{1}{(s+p_3)} + \dots = \frac{1}{(s+z_1)} + \frac{1}{(s+z_2)} + \frac{1}{(s+z_3)} + \dots$$

Not all of these solutions will actually be breakaway points, some may be eliminated by the real-axis rule, and some may be arrival points. Both of these methods can be messy and result in high-order equations to solve. The second example will show an iterative way to deal with the complexity.

Example 1  $G(s) = \frac{s+2}{s \cdot (s+1)}$  Solve:  $\frac{1}{s} + \frac{1}{s+1} = \frac{1}{s+2}$

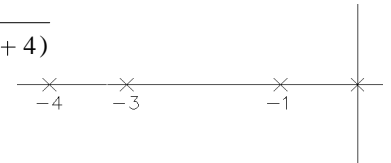
$$\frac{(s+1)+s}{s \cdot (s+1)} = \frac{1}{s+2}$$

$$(2 \cdot s + 1) \cdot (s + 2) = s \cdot (s + 1) \quad s^2 + 4 \cdot s + 2 = 0 \quad s = -3.414 \quad s = -0.586$$



Example 2 Iterative process, best shown by example:  $G(s) = \frac{1}{s \cdot (s+1) \cdot (s+3) \cdot (s+4)}$

Find the breakaway point between 0 and -1.



Must solve:  $\frac{1}{s} + \frac{1}{(s+1)} + \frac{1}{(s+3)} + \frac{1}{(s+4)} = 0$

Guess  $s = -0.4$  and use that for all the  $s$ 's except those closest to the breakaway you want to find.

Solve this instead:  $\frac{1}{s} + \frac{1}{(s+1)} + \frac{1}{(-0.4+3)} + \frac{1}{(-0.4+4)} = 0$

$$\frac{1}{s} + \frac{1}{(s+1)} + \left( \frac{1}{2.6} + \frac{1}{3.6} \right) = 0$$

multiply by  $s(s+1)$ :  $\frac{s+1}{1} + \frac{s}{1} + s \cdot (s+1) \cdot \left( \frac{1}{2.6} + \frac{1}{3.6} \right) = 0$

$$s^2 + 4.0194 \cdot s + 1.5097 = 0$$

$$s = \frac{-4.0194 + \sqrt{4.0194^2 - 4 \cdot 1.5097}}{2} = -0.419 \quad \text{Use this answer to try again}$$

ignore the -3.6 solution for this answer.

$$\frac{1}{s} + \frac{1}{(s+1)} + \left( \frac{1}{2.581} + \frac{1}{3.581} \right) = 0$$

$$s^2 + 4 \cdot s + 1.5 = 0$$

$$s = \frac{-4 + \sqrt{4^2 - 4 \cdot 1.5}}{2} = -0.419 \quad \text{No significant change, so this is the breakaway point}$$

To find the breakaway point between -3 and -4: Guess  $s = -3.6$

$$\frac{1}{-3.6} + \frac{1}{(-3.6+1)} + \frac{1}{(s+3)} + \frac{1}{(s+4)} = 0$$

solve for  $s$ :  $s = -3.58$  Not much change, so this is the breakaway point

Actually, it usually doesn't matter that much just where the breakaway points are.

# ECE 3510 Root-Locus Plots p.4

11. Departure angle ( $\theta_D$ ) from a complex pole ( $p_c$ ).

Recall rule 9 (one of the most important rules):

for any point  $s$  on the root locus:

$$\arg(G(s)) = \arg(N(s)) - \arg(D(s)) = \pm 180^\circ \pm 360^\circ \dots$$

Note:  $\arg(x)$  is  $\angle(x)$

Now imagine a point  $\epsilon$ -distance away from the complex pole. That point would have an angle of  $\theta_D$  with respect to the complex pole, but its angle relative to all the other poles and zeros would be essentially the same as the complex pole.

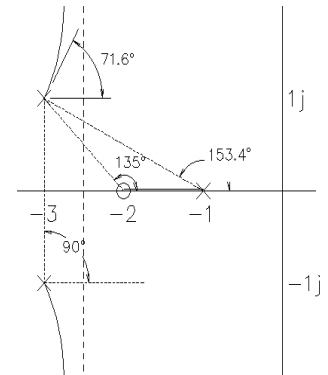
For multiple ( $r$ ) poles:  
 Divide the circle into  $r$  divisions:  $\frac{360 \cdot \text{deg}}{r}$   
 and rotate all by  $\frac{\theta_D}{r}$

$$\sum_{\text{all zeroes}} (\text{angle of point } s \text{ relative to zero}) - \sum_{\text{all poles but } p_c} (\text{angle of point } s \text{ relative to pole}) - \theta_D = \pm 180^\circ \pm 540^\circ \dots$$

Example:  $G(s) := \frac{s+2}{(s+1) \cdot [(s+3)^2 + 1^2]}$  Find the departure angle from the pole at:  $p_c := -3 + 1 \cdot j$

$$135 - 153.4 - 90 - \theta_D = \pm 180^\circ \pm 540^\circ \dots$$

$$\text{rearrange: } \theta_D = 180 - 90 - 153.4 + 135 = 71.6 \text{ deg}$$



Mathematically:  $\theta_D = 180 \cdot \text{deg} + \arg[G(p_c) \cdot (s + p_c)]$   
 The O-L phase angle computed at the complex pole, but ignoring the effect of that complex pole.

$$\text{Our example: } \theta_D = 180 \cdot \text{deg} + \arg\left[\frac{p_c + 2}{(p_c + 1) \cdot (p_c + 3 + 1 \cdot j)}\right] = 71.6 \cdot \text{deg}$$

12. Arrival angle ( $\theta_A$ ) to complex zero ( $z_c$ ).

Exactly the same idea.

$$\sum_{\text{all zeroes but } z_c} (\text{angle of point } s \text{ relative to zero}) + \theta_A - \sum_{\text{all poles}} (\text{angle of point } s \text{ relative to pole}) = \pm 180^\circ \pm 540^\circ \dots$$

Example:  $G(s) := \frac{s^2 + 1^2}{s \cdot (s + 1)} = \frac{(s - 1 \cdot j) \cdot (s + 1 \cdot j)}{s \cdot (s + 1)}$  Find the departure angle from the pole at:  $z_c := 1 \cdot j$

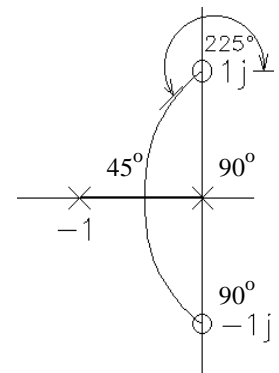
$$90 + \theta_A - 90 - 45 = \pm 180^\circ \pm 540^\circ \dots$$

$$\text{rearrange: } \theta_A = 180 - 90 + 90 + 45 = 225 \text{ deg}$$

$$\text{Mathematically: } \theta_A = 180 \cdot \text{deg} - \arg\left[\frac{G(z_c)}{(s + z_c)}\right]$$

The O-L phase angle computed at the complex zero, but ignoring the effect of that complex zero.

$$\text{Our example: } \theta_A = 180 \cdot \text{deg} - \arg\left[\frac{1 \cdot j + 1 \cdot j}{1 \cdot j \cdot (1 \cdot j + 1)}\right] = 225 \cdot \text{deg}$$

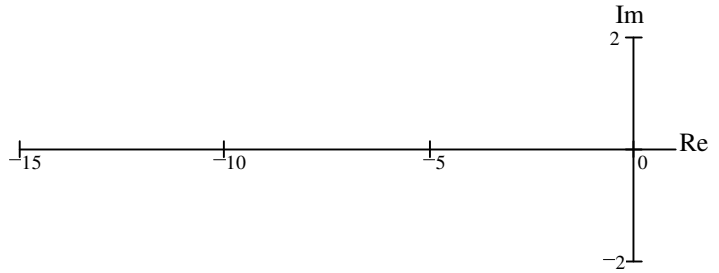


# ECE 3510 Basic Root Locus Examples

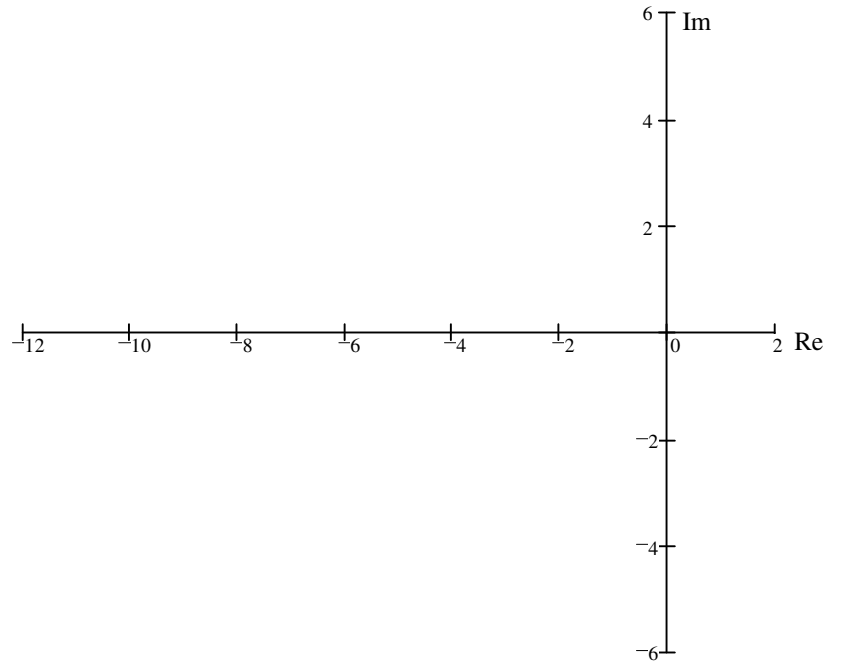
a

Sketch (by hand) the root-locus plots for the following open-loop transfer functions:  
For these hand sketches, just use the rules on the first page of the notes  
Mention the rules used and show work.

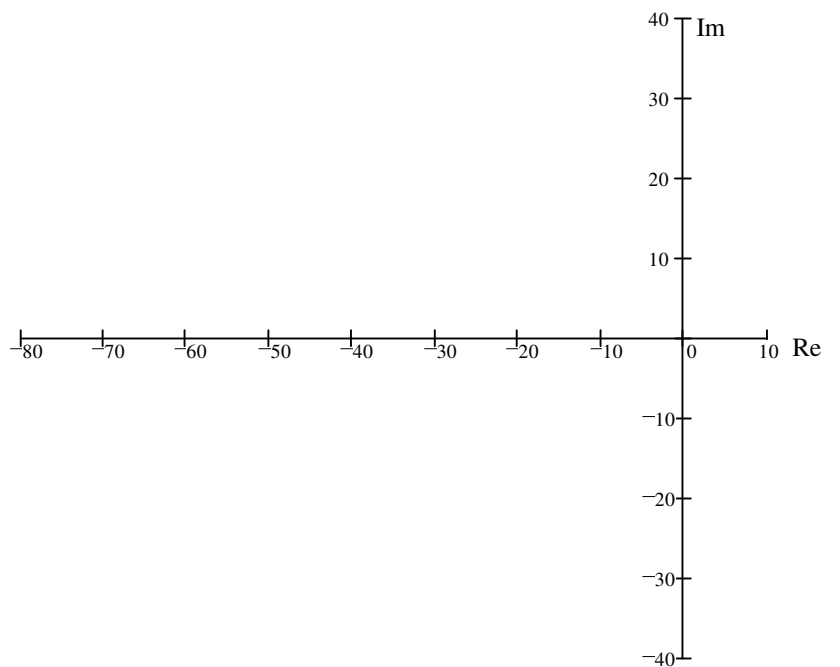
1.  $G(s) = \frac{s + 6}{(s + 1) \cdot (s + 10)}$



2.  $G(s) = \frac{20}{(s + 2) \cdot (s + 10)}$

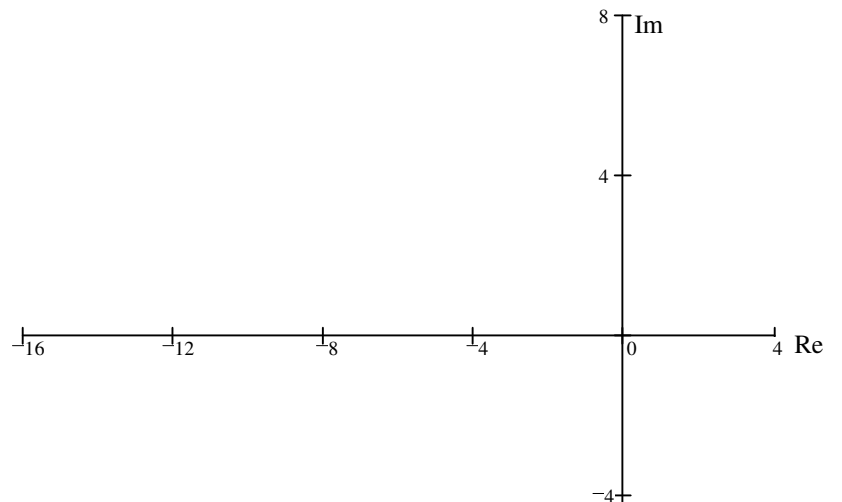


3.  $G(s) = \frac{1}{s \cdot (s + 16.64) \cdot (s + 53.78)}$

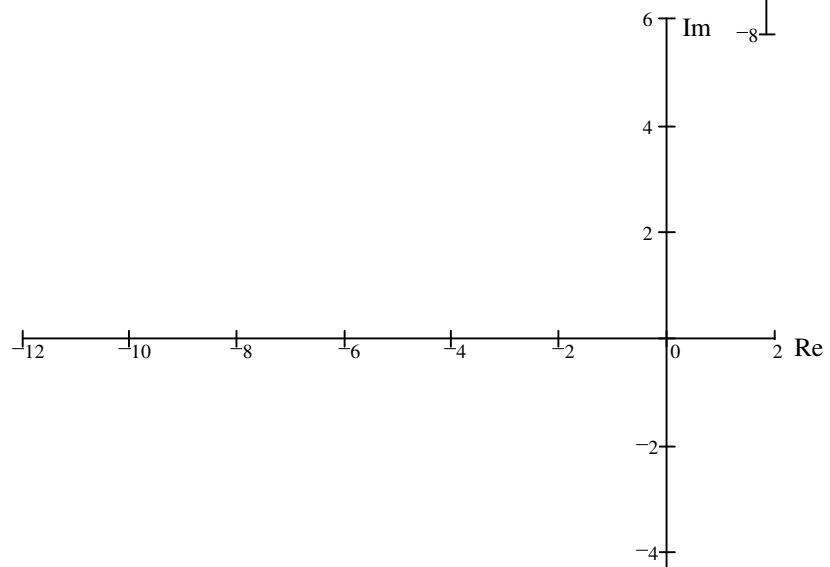


## Basic Root Locus Examples p2

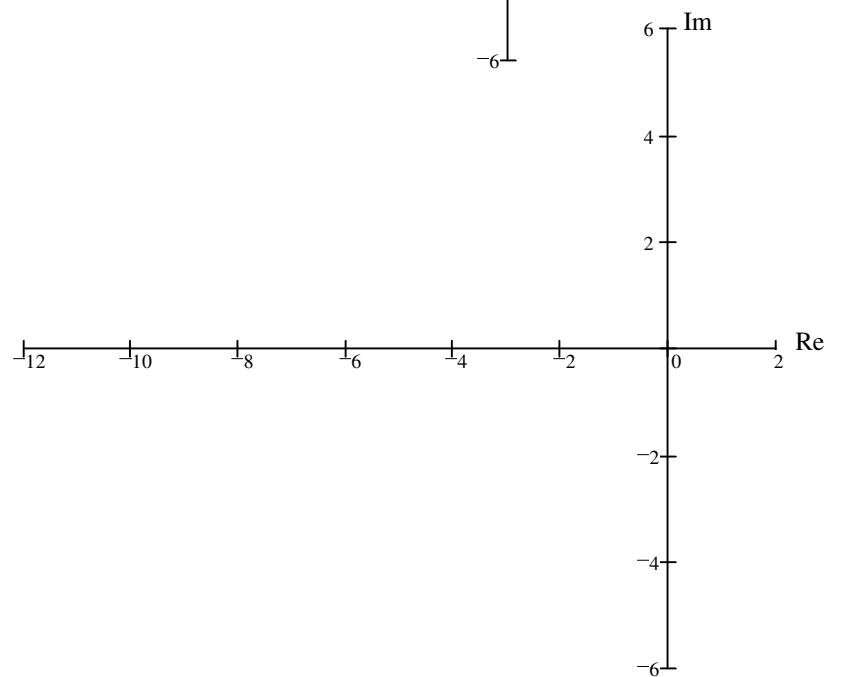
$$4. G(s) = \frac{4 \cdot s + 40}{s \cdot (s + 2) \cdot (s + 8) \cdot (s + 4)}$$



$$5. G(s) = \frac{3 \cdot s + 18}{s \cdot (s + 4) \cdot (s + 10)}$$



$$6. G(s) = \frac{s + 8}{(s + 1) \cdot (s + 3)^3}$$








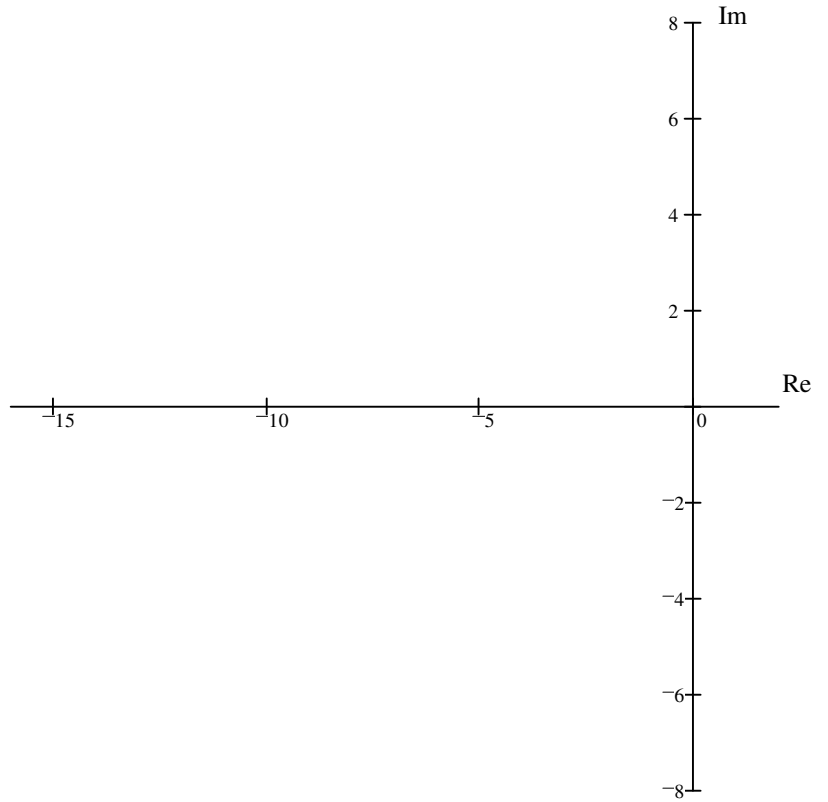
### Basic Root Locus Examples p4

10  $G(s) = \frac{s+3}{(s+6)^3 \cdot (s+12)}$   $m := 1$   
 $n := 4$   
 $n - m = 3$

asymptotes: 

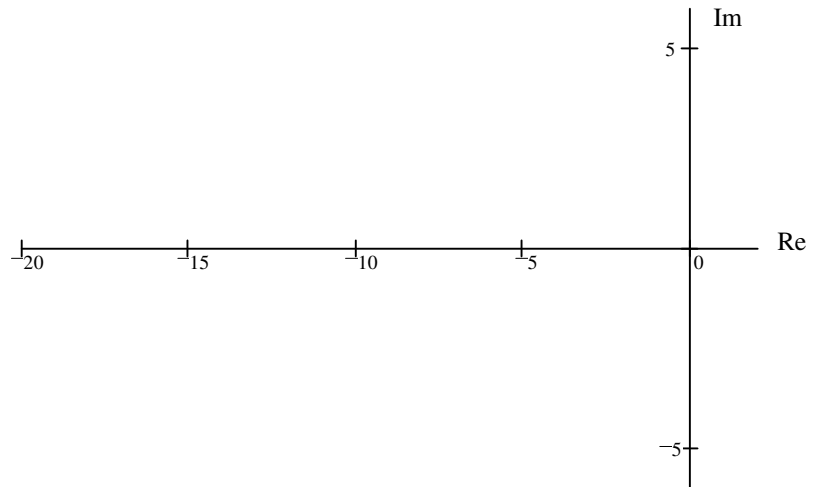
centroid:

$$\sigma_C = \frac{(3 \cdot (-6) + (-12)) - (-3)}{3} = -9$$



11  $G(s) = \frac{(s+3) \cdot (s+12)}{(s+6)^3}$   $m := 2$   
 $n := 3$   
 $n - m = 1$

no asymptotes



12  $G(s) = \frac{(s+3) \cdot (s+12)^2}{(s+6)^3}$   $m := 3$   
 $n := 3$   
 $n - m = 0$

no asymptotes

