

Name _____

Example 1 from p. 90 of Bodson text

$$G(s) = \frac{1}{s \cdot (s + 2)}$$

$$p_1 := 0 \quad p_2 := -2$$

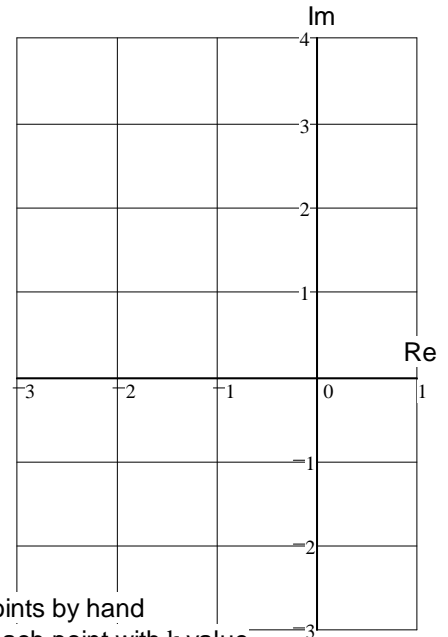
$$H(s) = \frac{k \cdot \frac{1}{s \cdot (s + 2)} \cdot \frac{s \cdot (s + 2)}{1 + k \cdot \frac{1}{s \cdot (s + 2)}}$$

$$\text{denominator: } s \cdot (s + 2) + k = s^2 + 2 \cdot s + k = 0$$

$$s_1(k) := \frac{-2 - \sqrt{2^2 - 4 \cdot k}}{2}$$

$$s_2(k) := \frac{-2 + \sqrt{2^2 - 4 \cdot k}}{2}$$

k := 0	$s_1(k) =$ _____	$s_2(k) =$ _____
k := 0.1	$s_1(k) = -1.949$	$s_2(k) = -0.051$
k := 0.2	$s_1(k) =$ _____	$s_2(k) =$ _____
k := 0.5	$s_1(k) = -1.707$	$s_2(k) = -0.293$
k := 0.8	$s_1(k) = -1.447$	$s_2(k) = -0.553$
k := 1	$s_1(k) =$ _____	$s_2(k) =$ _____
k := 2	$s_1(k) = -1 - j$	$s_2(k) = -1 + j$
k := 5	$s_1(k) = -1 - 2j$	$s_2(k) = -1 + 2j$
k := 10	$s_1(k) =$ _____	$s_2(k) =$ _____
k := 100	$s_1(k) = -1 - 9.95j$	$s_2(k) = -1 + 9.95j$



Plot points by hand
label each point with k value

Example 2 from p. 91 of text

$$G(s) = \frac{s + 1}{s \cdot (s + 2)}$$

$$z_1 := -1 \quad p_1 := 0 \quad p_2 := -2$$

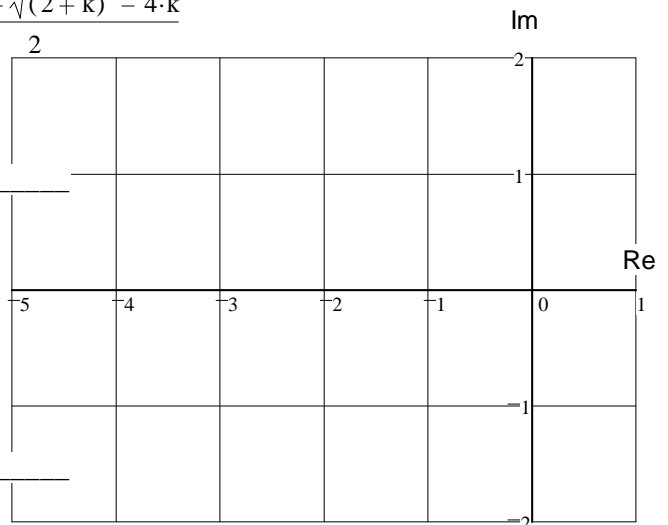
$$H(s) = \frac{k \cdot \frac{s + 1}{s \cdot (s + 2)} \cdot \frac{s \cdot (s + 2)}{1 + k \cdot \frac{s + 1}{s \cdot (s + 2)}}$$

$$\text{denominator: } = \quad = 0$$

$$s_1(k) := \frac{-(2 + k) - \sqrt{(2 + k)^2 - 4 \cdot k}}{2}$$

$$s_2(k) := \frac{-(2 + k) + \sqrt{(2 + k)^2 - 4 \cdot k}}{2}$$

k := 0	$s_1(k) = -2$	$s_2(k) = 0$
k := 0.1	$s_1(k) = -2.051$	$s_2(k) = -0.049$
k := 0.2	$s_1(k) =$ _____	$s_2(k) =$ _____
k := 0.5	$s_1(k) = -2.281$	$s_2(k) = -0.219$
k := 0.8	$s_1(k) = -2.477$	$s_2(k) = -0.323$
k := 1	$s_1(k) = -2.618$	$s_2(k) = -0.382$
k := 2	$s_1(k) = -3.414$	$s_2(k) = -0.586$
k := 5	$s_1(k) = -6.193$	$s_2(k) = -0.807$
k := 10	$s_1(k) =$ _____	$s_2(k) =$ _____
k := 100	$s_1(k) = -101.01$	$s_2(k) = -0.99$



Plot points by hand

ECE 3510 Homework RL1 p.2

Example 3 from p92 of text

$$G(s) = \frac{s+2}{s \cdot (s+1)} \quad \begin{array}{l} z_1 := -2 \\ p_1 := 0 \quad p_2 := -1 \end{array}$$

$$H(s) = \frac{k \cdot (s+2)}{s \cdot (s+1) + k \cdot (s+2)}$$

$$\begin{aligned} \text{denominator: } s \cdot (s+1) + k \cdot (s+2) &= 0 \\ s^2 + s + k \cdot s + 2 \cdot k &= 0 \\ s^2 + (1+k) \cdot s + 2 \cdot k &= 0 \end{aligned}$$

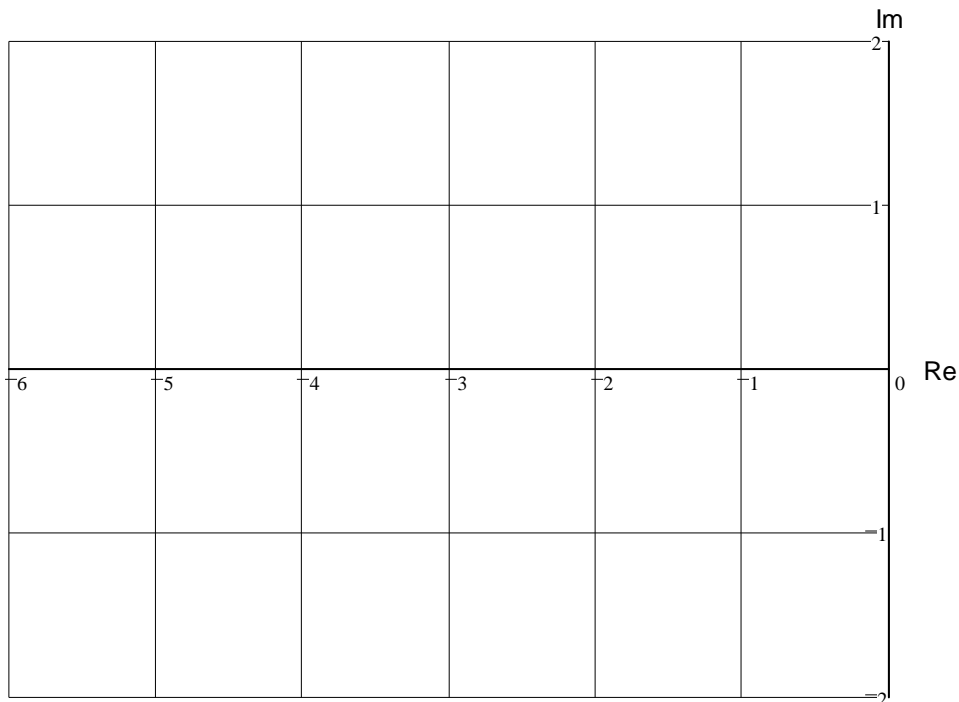
$$s_1(k) = \underline{\hspace{10em}}$$

$$s_2(k) = \underline{\hspace{10em}}$$

k := 0	s ₁ (k) = _____
k := 0.1	s ₁ (k) = -0.87
k := 0.17157	s ₁ (k) = -0.588
k := 0.172	s ₁ (k) = -0.586 - 0.025j
k := 0.2	s ₁ (k) = -0.6 - 0.2j
k := 0.5	s ₁ (k) = -0.75 - 0.661j
k := 0.8	s ₁ (k) = -0.9 - 0.889j
k := 1	s ₁ (k) = _____
k := 3	s ₁ (k) = -2 - 1.414j
k := 5	s ₁ (k) = -3 - j
k := 5.827	s ₁ (k) = -3.414 - 0.045j
k := 7	s ₁ (k) = -5.414
k := 10	s ₁ (k) = -8.702
k := 100	s ₁ (k) = -98.979

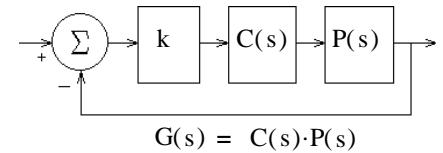
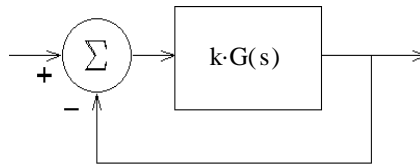
s ₂ (k) = _____
s ₂ (k) = -0.23
s ₂ (k) = -0.584
s ₂ (k) = -0.586 + 0.025j
s ₂ (k) = -0.6 + 0.2j
s ₂ (k) = -0.75 + 0.661j
s ₂ (k) = -0.9 + 0.889j
s ₂ (k) = _____
s ₂ (k) = -2 + 1.414j
s ₂ (k) = -3 + j
s ₂ (k) = -3.414 + 0.045j
s ₂ (k) = -2.586
s ₂ (k) = -2.298
s ₂ (k) = -2.021

Plot points by hand below

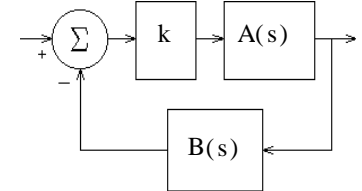


ECE 3510 Root-Locus Plots

$$G(s) = \frac{N_G}{D_G} = \text{the Open-Loop (O-L) transfer function}$$



$$G(s) = C(s) \cdot P(s)$$



$$G(s) = A(s) \cdot B(s)$$

The poles of the C-L transfer function solve: $1 + k \cdot G(s) = 0$

Any s that makes $\angle G(s) = 180^\circ$ will work for some k and be a part of the Root Locus.

The Rules ($k \geq 0$)

- Root-locus plots are symmetric about the real axis.
- On the real axis, spaces left of an odd number of O-L poles and zeros are always part of the locus.
(Essentially, every other space on the real axis (counting leftward) is part of the plot.)
- Each O-L pole originates ($k = 0$) one branch. (n)
Each O-L zero terminates ($k = \infty$) one branch. (m)
All remaining branches go to ∞ , one per asymptote. ($n - m$)

They each approach their asymptotes as they go to ∞ .

$$\text{centroid} = \sigma = \frac{\sum_{\text{all}} \text{OLpoles} - \sum_{\text{all}} \text{OLzeros}}{n - m}$$

(# poles - # zeros)

- The origin of the asymptotes is the *centroid*.

- The angles of the asymptotes are:

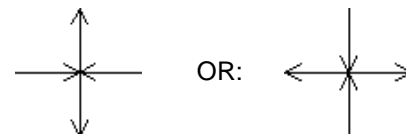
$$i \cdot \frac{180}{n - m}$$

where $i = 1, 3, 5, 7, 9, \dots$ full circle

Or figure for half circle and mirror around the real axis.

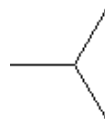
$n - m$	angles (degrees)						
2	90	270					
3	60	180	300				
4	45	135	225	315			
5	36	108	180	252	324		
6	30	90	150	210	270	330	
7	$\frac{180}{7}$	$3 \cdot \frac{180}{7}$	$5 \cdot \frac{180}{7}$	$7 \cdot \frac{180}{7}$...		

- The angles of departure (and arrival) of the locus are almost always:

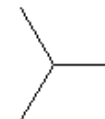


Only multiple poles result in different departure angles:
(or zeros)

triple poles:



OR:

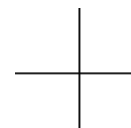


Check real-axis rule, above

Quadruple poles:



OR:



Check real-axis rule, above

Multiple zeros attract branches from these same angles

Good guesses: Draw your break-outs midway between poles, and your break-ins midway between zeroes.
Draw circles centered approximately midway between poles and zeroes.

ECE 3510 Root-Locus Plots Additional Rules

7. Breakaway points from the real axis (σ_b) are the solutions to: $\frac{d}{ds}G(s) = 0$
(and arrival)

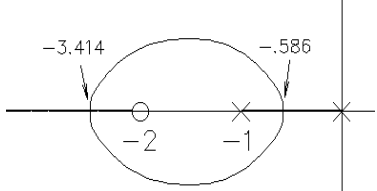
The breakaway points are also solutions to: $\sum_{\text{all}} \frac{1}{(s+p_i)} = \sum_{\text{all}} \frac{1}{(s+z_i)}$

$$\text{IE: } \frac{1}{(s+p_1)} + \frac{1}{(s+p_2)} + \frac{1}{(s+p_3)} + \dots = \frac{1}{(s+z_1)} + \frac{1}{(s+z_2)} + \frac{1}{(s+z_3)} + \dots$$

Not all of these solutions will actually be breakaway points, some may be eliminated by the real-axis rule, and some may be arrival points. Both of these methods can be messy and result in high-order equations to solve. The second example will show an iterative way to deal with the complexity.

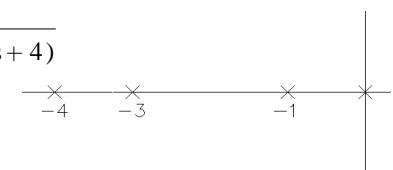
Example 1 $G(s) = \frac{s+2}{s \cdot (s+1)}$ Solve: $\frac{1}{s} + \frac{1}{s+1} = \frac{1}{s+2}$

$$\frac{(s+1)+s}{s \cdot (s+1)} = \frac{1}{s+2}$$

$$(2 \cdot s + 1) \cdot (s+2) = s \cdot (s+1) \quad s^2 + 4 \cdot s + 2 = 0 \quad s = -3.414 \quad s = -0.586$$


Example 2 Iterative process, best shown by example: $G(s) = \frac{1}{s \cdot (s+1) \cdot (s+3) \cdot (s+4)}$

Find the breakaway point between 0 and -1.



Must solve: $\frac{1}{s} + \frac{1}{(s+1)} + \frac{1}{(s+3)} + \frac{1}{(s+4)} = 0$

Guess $s = -0.4$ and use that for all the s 's except those closest to the breakaway you want to find.

Solve this instead: $\frac{1}{s} + \frac{1}{(s+1)} + \frac{1}{(-0.4+3)} + \frac{1}{(-0.4+4)} = 0$

$$\frac{1}{s} + \frac{1}{(s+1)} + \left(\frac{1}{2.6} + \frac{1}{3.6} \right) = 0$$

multiply by $s(s+1)$: $\frac{s+1}{1} + \frac{s}{1} + s \cdot (s+1) \cdot \left(\frac{1}{2.6} + \frac{1}{3.6} \right) = 0$

$$s^2 + 4.0194 \cdot s + 1.5097 = 0$$

$$s = \frac{-4.0194 + \sqrt{4.0194^2 - 4 \cdot 1.5097}}{2} = -0.419 \quad \text{Use this answer to try again}$$

ignore the -3.6 solution for this answer.

$$\frac{1}{s} + \frac{1}{(s+1)} + \left(\frac{1}{2.581} + \frac{1}{3.581} \right) = 0$$

$$s^2 + 4 \cdot s + 1.5 = 0$$

$$s = \frac{-4 + \sqrt{4^2 - 4 \cdot 1.5}}{2} = -0.419$$

No significant change, so this is the breakaway point

To find the breakaway point between -3 and -4: Guess $s = -3.6$

$$\frac{1}{-3.6} + \frac{1}{(-3.6+1)} + \frac{1}{(s+3)} + \frac{1}{(s+4)} = 0$$

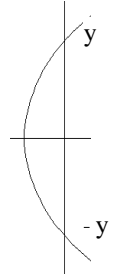
solve for s : $s = -3.58$ Not much change, so this is the breakaway point

Actually, it usually doesn't matter that much just where the breakaway points are.

8. Gain at any point on the root locus: $k = \frac{1}{G(s)} = \frac{1}{|G(s)|} = \frac{|D(s)|}{|N(s)|}$
9. Phase angle of $G(s)$ at any point s on the root locus: $\arg(G(s)) = \arg(N(s)) - \arg(D(s)) = \pm 180^\circ \pm 540^\circ \dots$
- Note: $\arg(x)$ is $\angle(x)$
- Or: $\arg\left(\frac{1}{G(s)}\right) = \arg(D(s)) - \arg(N(s)) = \pm 180^\circ \pm 540^\circ \dots$
- Or: $\arg(-G(s)) = 0^\circ \pm 360^\circ \dots$

$$\sum_{\text{all zeroes}} (\text{angle of point } s \text{ relative to zero}) - \sum_{\text{all poles}} (\text{angle of point } s \text{ relative to pole}) = \pm 180^\circ \pm 540^\circ \dots$$

10. Gain at $j\omega$ crossing: Use Routh-Hurwitz test.
- OR: a) Get a rough s (say y) value from your plot,
 b) Check it (evaluate the angle of $G(jy)$) and iterate using rule 9,
 c) Find k using rule 8.



Calculator example: $G(s) = \frac{s+7}{s \cdot (s+2) \cdot (s+4)}$

Find the gain at $j\omega$ crossing:

Let's assume that the root locus crosses the $j\omega$ axis somewhere between

5 and 10. I first try 5, evaluating $\frac{1}{G(5j)}$ on my calculator

Note: I'm evaluating $1/G(s)$ so I'll end up with the gain value for free

In a TI-86, I enter the following:

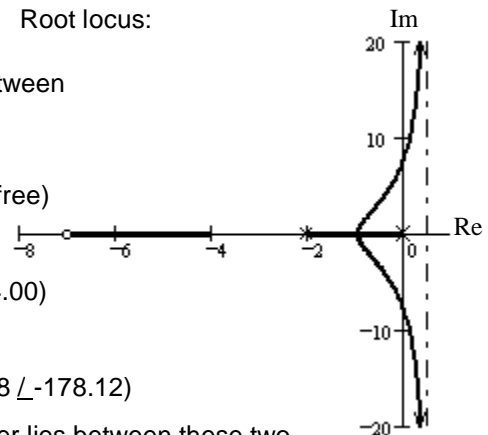
5.000->S:((0,S)*(2,S)*(4,S))/((7,S)) It returns: (20.04 \angle -174.00)

Next I try:

10.00->S:((0,S)*(2,S)*(4,S))/((7,S)) TI returns: (89.98 \angle -178.12)

The first was a positive angle, and this is negative, yep, the answer lies between these two.

Root locus:



The first was 6° under 180° and the second is 2° over, interpolate: $5 + \frac{6}{6+2} \cdot 5 = 8.75$

Try: 8.75 8.750->S:((0,S)*(2,S)*(4,S))/((7,S)) TI returns: (67.43 \angle -178.78)

$$8.75 - \frac{180 - 178.78}{180 - 178.12} \cdot (10 - 8.75) = 7.939$$

Try: 7.9 7.900->S:((0,S)*(2,S)*(4,S))/((7,S)) TI returns: (54.01 \angle -179.52)

$$7.9 - \frac{.48}{1.22} \cdot (8.75 - 7.9) = 7.566$$

Try: 7.5 7.500->S:((0,S)*(2,S)*(4,S))/((7,S)) TI returns: (48.23 \angle -179.97)

$$7.5 - \frac{.03}{.48} \cdot (7.9 - 7.5) = 7.475$$

Try: 7.475 7.475->S:((0,S)*(2,S)*(4,S))/((7,S)) TI returns: (47.88 \angle -179.99)

The root locus crosses at $\pm 7.475j$ and the gain is 48. $k = 48$

ECE 3510 Root-Locus Plots p.4

11. Departure angle (θ_D) from a complex pole (p_c).

Recall rule 9 (one of the most important rules):

for any point s on the root locus:

$$\arg(G(s)) = \arg(N(s)) - \arg(D(s)) = \pm 180^\circ \pm 360^\circ \dots$$

Note: $\arg(x)$ is $\angle(x)$

Now imagine a point ϵ -distance away from the complex pole. That point would have an angle of θ_D with respect to the complex pole, but its angle relative to all the other poles and zeros would be essentially the same as the complex pole.

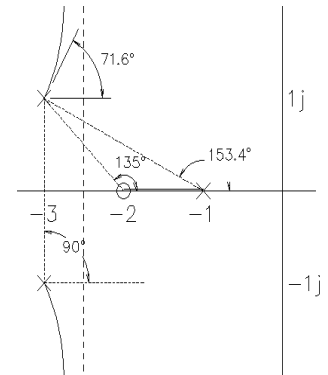
For multiple (r) poles:
 Divide the circle into r divisions: $\frac{360 \cdot \text{deg}}{r}$
 and rotate all by $\frac{\theta_D}{r}$

$$\sum_{\text{all zeroes}} (\text{angle of point } s \text{ relative to zero}) - \sum_{\text{all poles but } p_c} (\text{angle of point } s \text{ relative to pole}) - \theta_D = \pm 180^\circ \pm 540^\circ \dots$$

Example: $G(s) := \frac{s+2}{(s+1) \cdot [(s+3)^2 + 1^2]}$ Find the departure angle from the pole at: $p_c := -3 + 1 \cdot j$

$$135 - 153.4 - 90 - \theta_D = \pm 180^\circ \pm 540^\circ \dots$$

$$\text{rearrange: } \theta_D = 180 - 90 - 153.4 + 135 = 71.6 \text{ deg}$$



Mathematically: $\theta_D = 180 \cdot \text{deg} + \arg[G(p_c) \cdot (s + p_c)]$
 The O-L phase angle computed at the complex pole, but ignoring the effect of that complex pole.

$$\text{Our example: } \theta_D = 180 \cdot \text{deg} + \arg\left[\frac{p_c + 2}{(p_c + 1) \cdot (p_c + 3 + 1 \cdot j)}\right] = 71.6 \cdot \text{deg}$$

12. Arrival angle (θ_A) to complex zero (z_c).

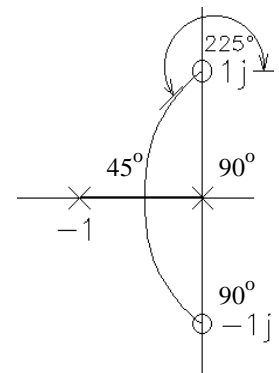
Exactly the same idea.

$$\sum_{\text{all zeroes but } z_c} (\text{angle of point } s \text{ relative to zero}) + \theta_A - \sum_{\text{all poles}} (\text{angle of point } s \text{ relative to pole}) = \pm 180^\circ \pm 540^\circ \dots$$

Example: $G(s) := \frac{s^2 + 1^2}{s \cdot (s + 1)} = \frac{(s - 1 \cdot j) \cdot (s + 1 \cdot j)}{s \cdot (s + 1)}$ Find the departure angle from the pole at: $z_c := 1 \cdot j$

$$90 + \theta_A - 90 - 45 = \pm 180^\circ \pm 540^\circ \dots$$

$$\text{rearrange: } \theta_A = 180 - 90 + 90 + 45 = 225 \text{ deg}$$



Mathematically: $\theta_A = 180 \cdot \text{deg} - \arg\left[\frac{G(z_c)}{(s + z_c)}\right]$
 The O-L phase angle computed at the complex zero, but ignoring the effect of that complex zero.

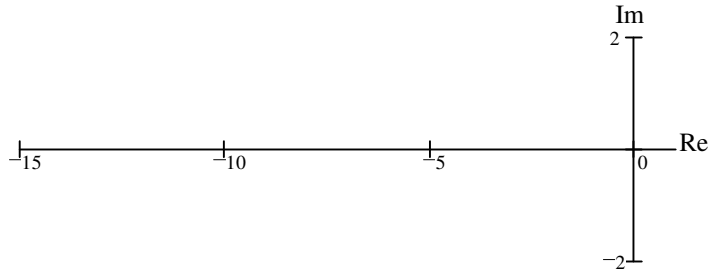
$$\text{Our example: } \theta_A = 180 \cdot \text{deg} - \arg\left[\frac{1 \cdot j + 1 \cdot j}{1 \cdot j \cdot (1 \cdot j + 1)}\right] = 225 \cdot \text{deg}$$

ECE 3510 Basic Root Locus Examples

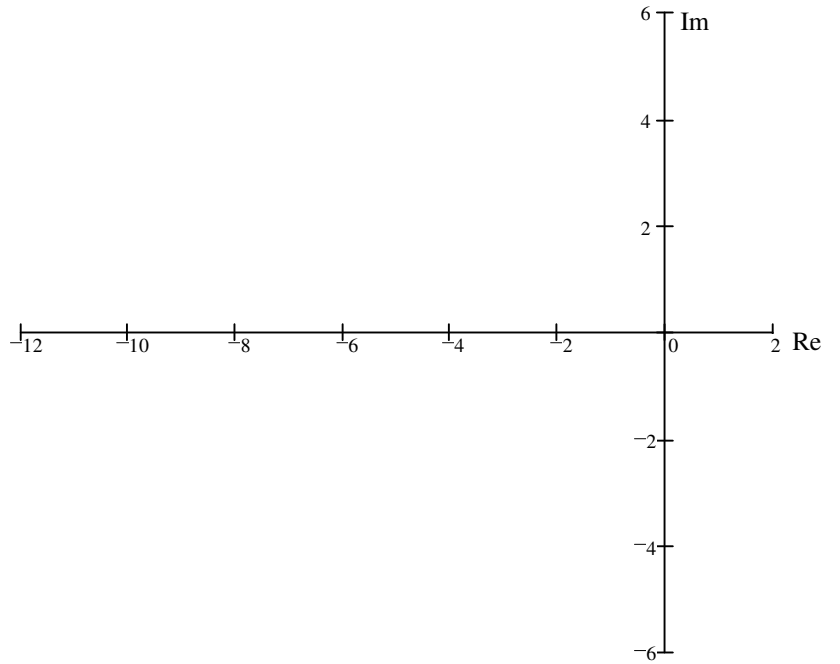
a

Sketch (by hand) the root-locus plots for the following open-loop transfer functions:
For these hand sketches, just use the rules on the first page of the notes
Mention the rules used and show work.

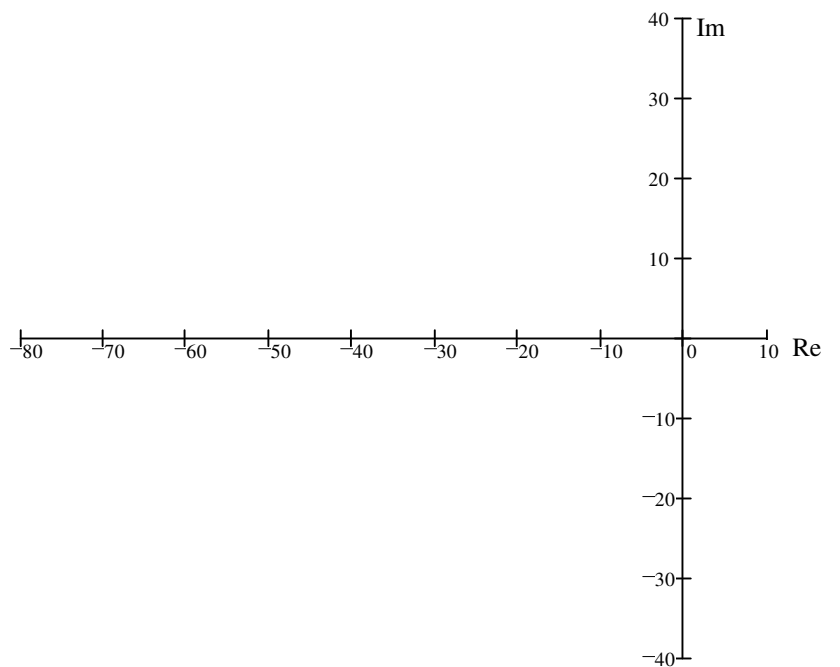
1. $G(s) = \frac{s + 6}{(s + 1) \cdot (s + 10)}$



2. $G(s) = \frac{20}{(s + 2) \cdot (s + 10)}$

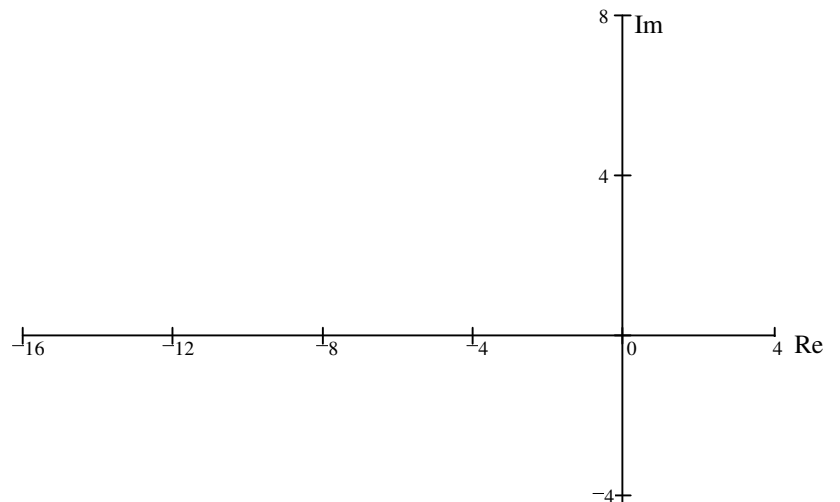


3. $G(s) = \frac{1}{s \cdot (s + 16.64) \cdot (s + 53.78)}$

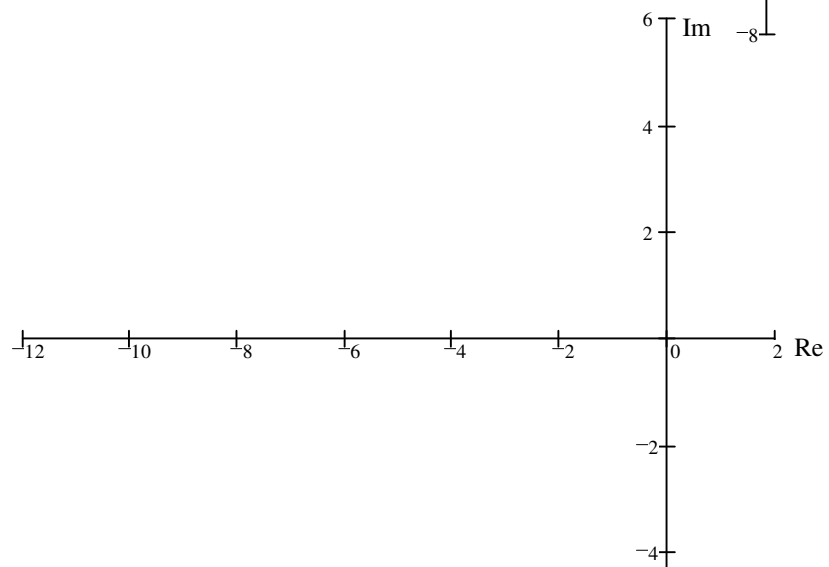


Basic Root Locus Examples p2

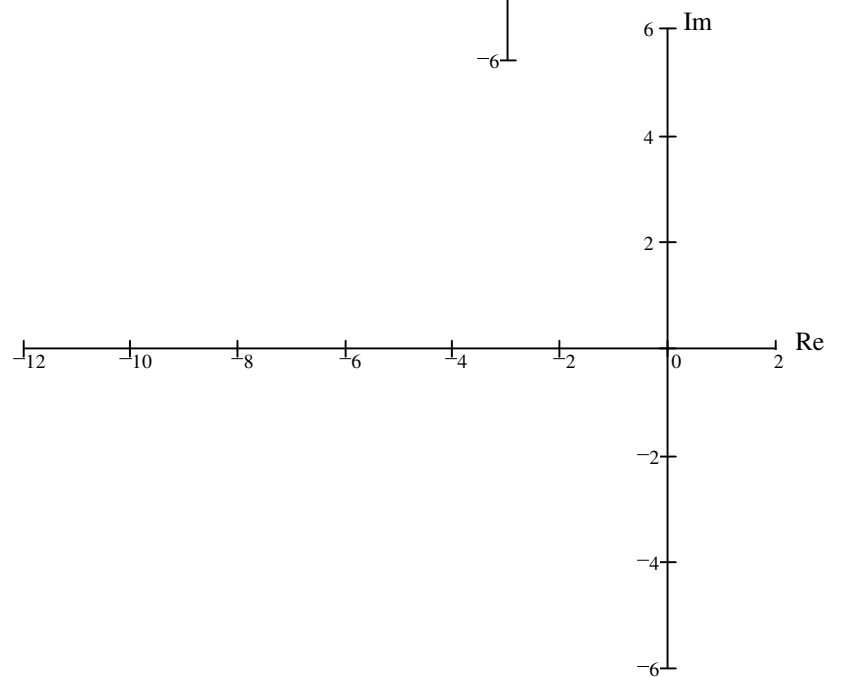
$$4. \quad G(s) = \frac{4 \cdot s + 40}{s \cdot (s + 2) \cdot (s + 8) \cdot (s + 4)}$$



$$5. \quad G(s) = \frac{3 \cdot s + 18}{s \cdot (s + 4) \cdot (s + 10)}$$




$$6. \quad G(s) = \frac{s + 8}{(s + 1) \cdot (s + 3)^3}$$



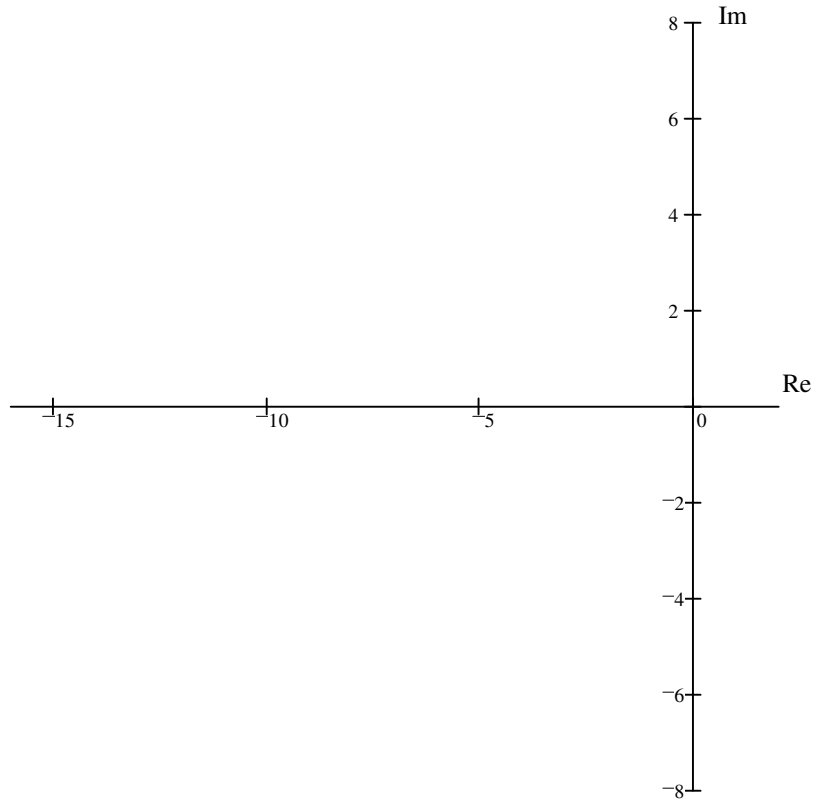
Basic Root Locus Examples p4

10 $G(s) = \frac{s+3}{(s+6)^3 \cdot (s+12)}$ $m := 1$
 $n := 4$
 $n - m = 3$

asymptotes: 

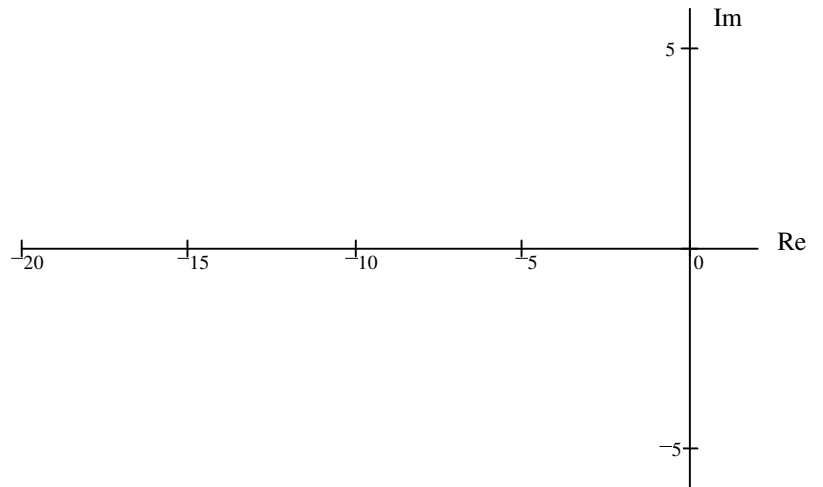
centroid:

$$\sigma_C = \frac{(3 \cdot (-6) + (-12)) - (-3)}{3} = -9$$



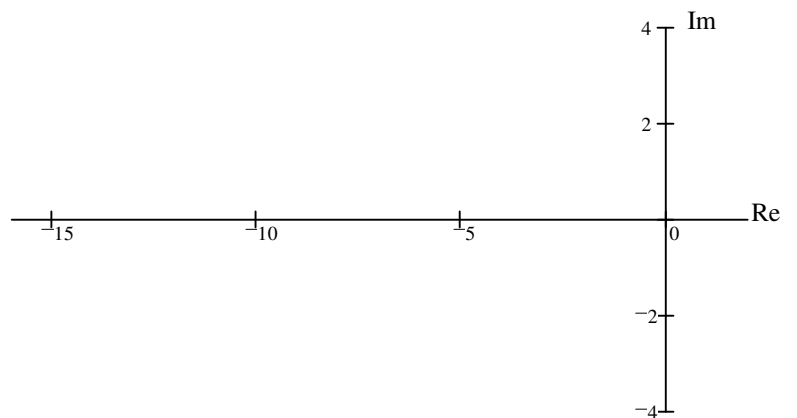
11 $G(s) = \frac{(s+3) \cdot (s+12)}{(s+6)^3}$ $m := 2$
 $n := 3$
 $n - m = 1$

no asymptotes



12 $G(s) = \frac{(s+3) \cdot (s+12)^2}{(s+6)^3}$ $m := 3$
 $n := 3$
 $n - m = 0$

no asymptotes



1. Sketch (by hand) the root-locus plots for the following open-loop transfer functions:
Mention the rules used and show work.

a) $\frac{s+3}{s \cdot (s+6)}$

b) $\frac{4}{s \cdot (s+3)}$

c) $\frac{1}{s \cdot (s+2) \cdot (s+4)}$

d) $\frac{s+7}{s \cdot (s+2) \cdot (s+4)}$

e) $\frac{2s+6}{s \cdot (s+2) \cdot (s+4)}$

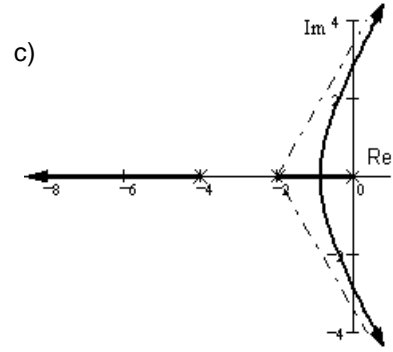
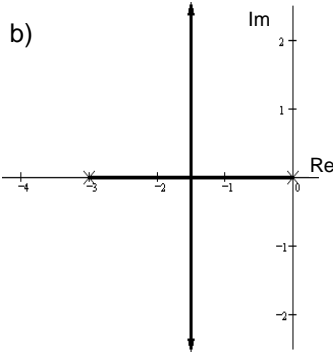
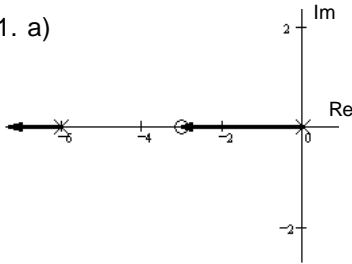
f) $\frac{8}{(s+2)^3}$

2. Nise, Ch.8, problem 1 (Nise problems may be on the back of this page)

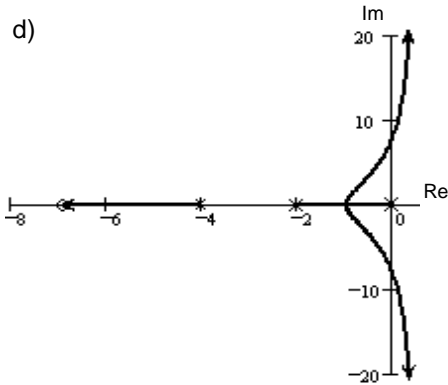
3. Nise, Ch.8, problem 2

Answers

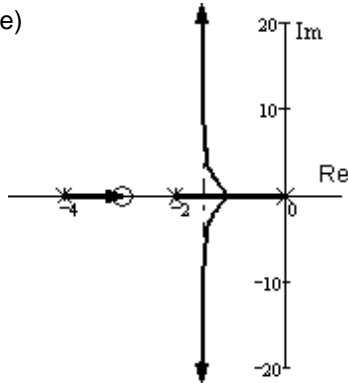
1. a)



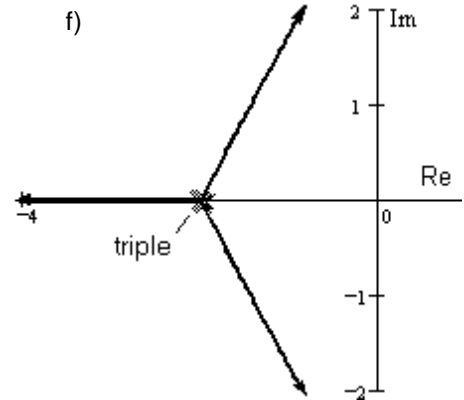
d)



e)



f)



2. a) No: Not symmetric; On real axis to left of an even number of poles and zeros

3rd ed. b) No: Given these OL poles & zeros, centroid won't be left of left-most pole, so RL won't bend leftward

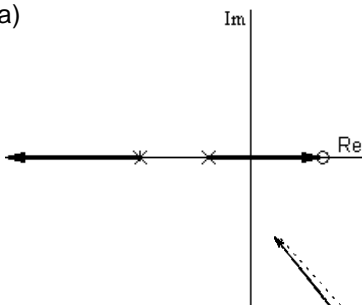
3rd ed. c) Yes d) Yes e) No: Not symmetric; Not on real axis to left of odd number of poles and/or zeros

f) Yes g) No: Not symmetric; real axis segment is not to the left of an odd number of poles h) Yes

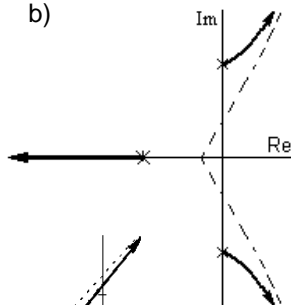
Note: 4th, 5th, 6th ed. answer differences:

b) & c) No: On real axis to left of an even number of poles and zeros. Both violate real-axis rule.

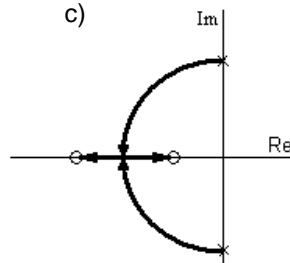
3. a)



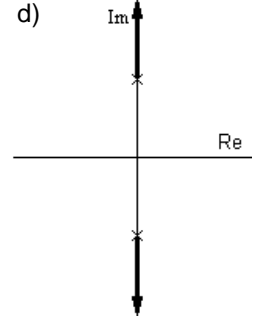
b)



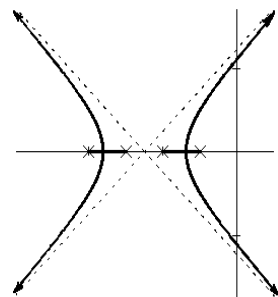
c)



d)



e)



f)

